

The ETF Angle

August 2025 Dynamic Prudent Yield Update

ETF Research

Prudent Yield holds steady

Following our rules-based fixed income strategy, for August the BofA Dynamic Prudent Yield strategy makes no changes. Over the last 12 months, the strategy returned 6.6%, the US Aggregate Bond Index 3.4%, Global Fixed Income Markets Index 4.2%, and iShares 20+ Year Treasury Bond ETF -4.4%.

Today, the ETFs used in the strategy have an average yield of 5.2%. We highlight returns, relevant benchmarks, and 1-rated ETFs on page 4.

Credit sectors rallied while bond benchmarks stumbled

In July, rate-sensitive bonds declined, but credit spreads tightened and returns were positive in each sector to which the strategy is allocated: convertible bonds rallied the most (+2.8%) and both senior loans (+0.9%) and EM debt (+0.9%) added to 2025 gains.

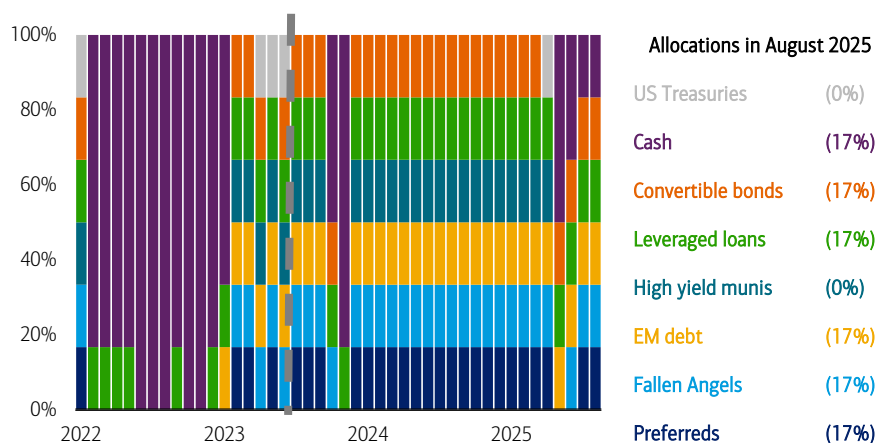
The strategy is nearly fully invested after the spring bout of volatility (Exhibit 2). Only high yield municipal bonds are below their moving average.

Flows show strength for CLOs and convertibles

July saw substantial inflows into both CLO and convertible bond funds in our coverage universe. While many EM debt ETFs have seen redemptions this year despite good returns, some local currency funds have attracted substantial inflows.

Exhibit 2: Dynamic Prudent Yield holds steady in August

Historical allocation of Dynamic Prudent Yield Strategy, 2022-2025



Source: BofA Global Research, Bloomberg, ICE Data Services LLC. Note: weights rounded from 16.7%. Allocation is hypothetical through July 2023. See linked report in sidebar for more details.

BofA GLOBAL RESEARCH

01 August 2025

Exchange-Traded Funds
United States
Other Financials

Jared Woodard

Investment & ETF Strategist
BofAS
+1 646 855 2600
jared.woodard@bofa.com

Exhibit 1: Prudent Yield returns

Total returns for indexes in Prudent Yield

Category	Index	MTD return	YTD return
Dynamic Prudent Yield Strategy (Index)		1.0%	3.4%
Preferred stock	POPO	0.9%	2.5%
Fallen Angels	HOFA	0.3%	4.9%
High yield munis	LMEHTR	-1.4%	-1.6%
EM debt	DXEM	0.9%	5.7%
Leveraged loans	SPBDAL	0.9%	3.7%
Convertible bonds	VXA0	2.8%	9.5%
Cash	GOB1	0.4%	2.5%
UST	TLT	-1.1%	1.7%
AGG	AGG	-0.3%	3.8%
Global Fixed Income	GFIM	-1.5%	5.7%

Source: BofA ETF Research, Bloomberg; MTD returns 5/31/2025-6/30/2025

BofA GLOBAL RESEARCH

For details on the Dynamic Prudent Yield Strategy see: The RIC Report: A new bond strategy for the end of 60/40.

Monthly updates can be received via email immediately after publishing by subscribing to "The ETF Angle".

We include a table of all our 1-rated Prudent Yield ETFs on page 3. These ETFs may be used interchangeably to invest in the strategy. Back tested returns and trading signals are based on total return indexes for the relevant sectors (see page 2).

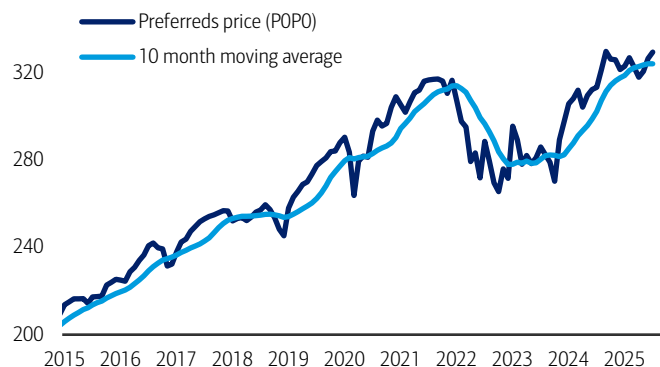
BofA Securities does and seeks to do business with issuers covered in its research reports. As a result, investors should be aware that the firm may have a conflict of interest that could affect the objectivity of this report. Investors should consider this report as only a single factor in making their investment decision. Refer to important disclosures on page 9 to 11. Analyst Certification on page 8.

12860206

Timestamp: 01 August 2025 08:42AM EDT

Dynamic Prudent Yield sectors

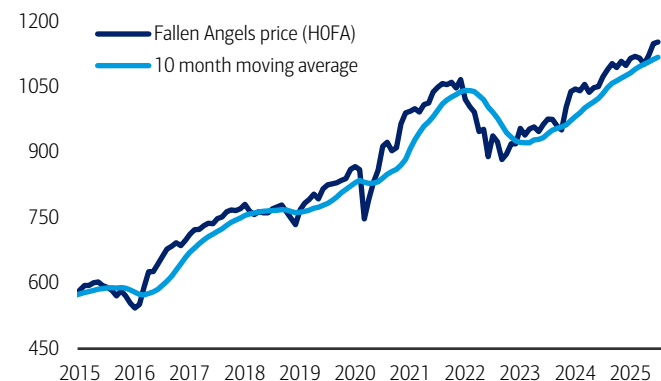
Exhibit 3: Preferred stocks are 1.6% above 10-month moving average
Preferreds index level vs. 10-month moving average



Source: BofA ETF Research, Bloomberg, ICE Data Services LLC

BofA GLOBAL RESEARCH

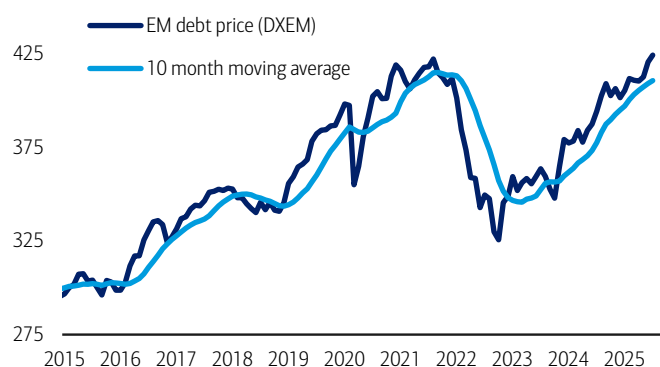
Exhibit 4: Fallen Angels are 3.6% above 10-month moving average
Fallen Angels index level vs. 10-month moving average



Source: BofA ETF Research, Bloomberg, ICE Data Services LLC

BofA GLOBAL RESEARCH

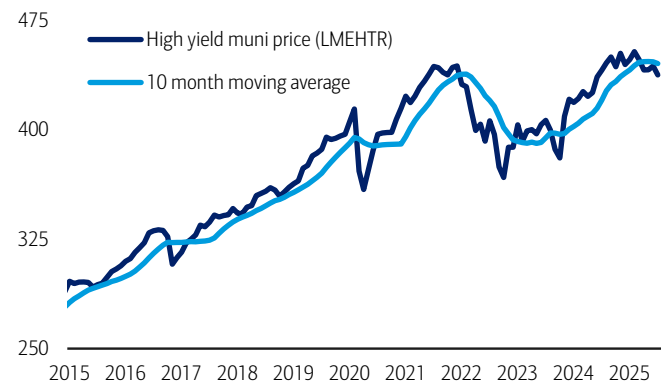
Exhibit 5: EM Debt is 3.6% above 10-month moving average
EM Debt index level vs. 10-month moving average



Source: BofA ETF Research, Bloomberg, ICE Data Services LLC

BofA GLOBAL RESEARCH

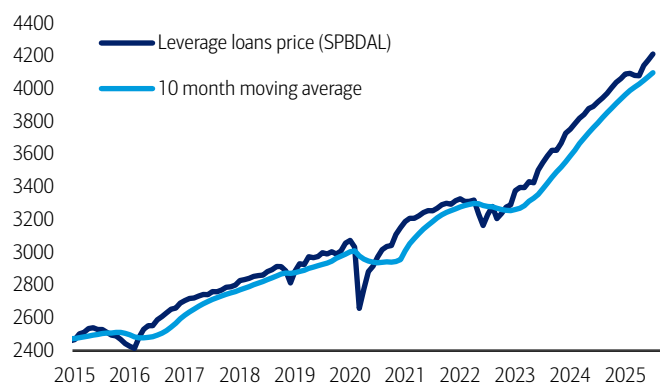
Exhibit 6: High Yield Munis are -2.0% below 10-month moving average
High Yield Muni index level vs. 10-month moving average



Source: BofA ETF Research, Bloomberg, ICE Data Services LLC

BofA GLOBAL RESEARCH

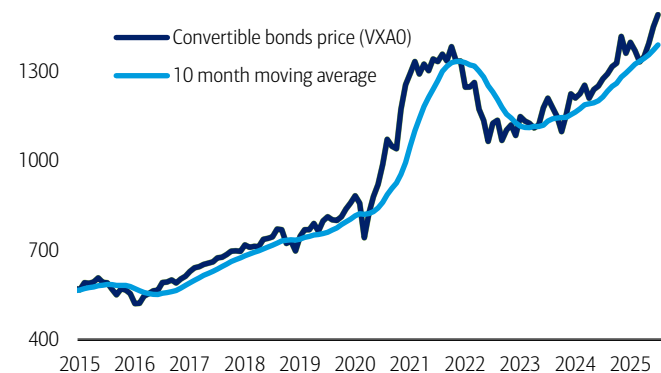
Exhibit 7: Leveraged loans are 3.4% above 10-month moving average
Leveraged loan index level vs. 10-month moving average



Source: BofA ETF Research, Bloomberg, ICE Data Services LLC

BofA GLOBAL RESEARCH

Exhibit 8: Convertibles are 8.6% above 10-month moving average
Convertible bond index level vs. 10 month-moving average



Source: BofA ETF Research, Bloomberg, ICE Data Services LLC

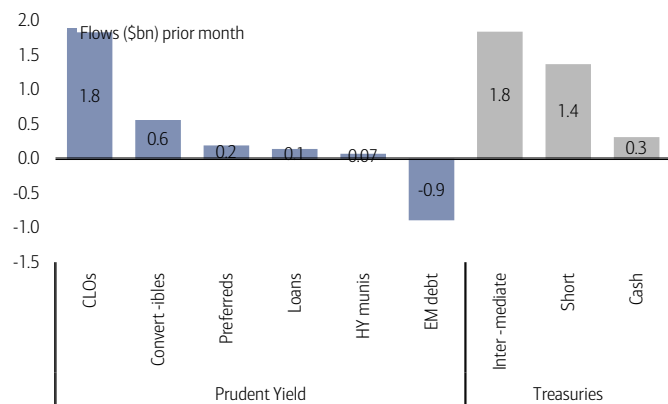
BofA GLOBAL RESEARCH



Prudent Yield ETF Flows

Exhibit 9: Prudent Yield ETF July flows were +\$1.9bn

Prior month flows, \$bn, ETFs in BofA Coverage

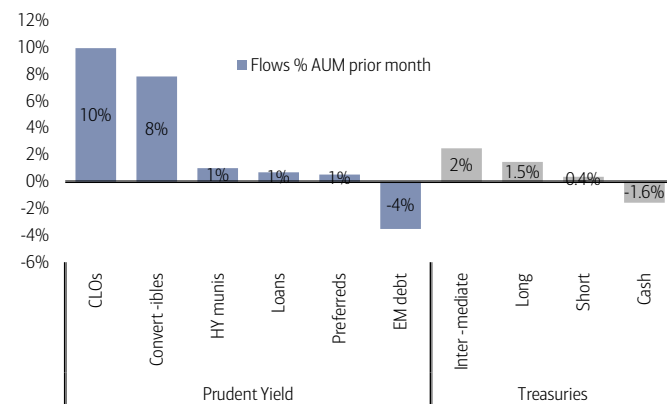


Source: BofA Global Research, Bloomberg

BofA GLOBAL RESEARCH

Exhibit 10: Prudent Yield July flows % of AUM were 3% on average

Flows as a % of Jan 2025 AUM, prior month, ETFs in BofA Coverage

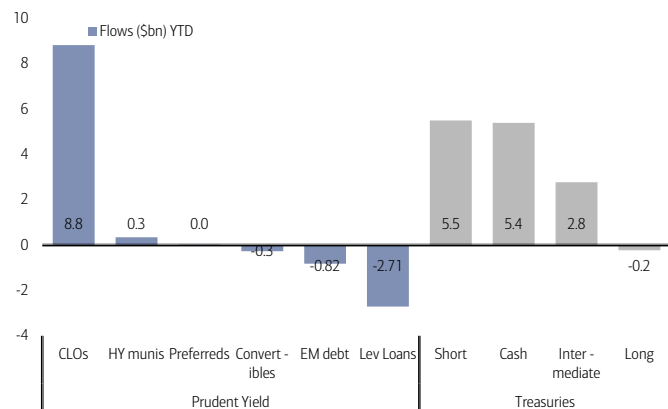


Source: BofA Global Research, Bloomberg

BofA GLOBAL RESEARCH

Exhibit 11: In 2025 investors have added to CLOs and cash, and sold loans and long-term Treasury bonds

Year to date flows, \$bn, ETFs in BofA Coverage

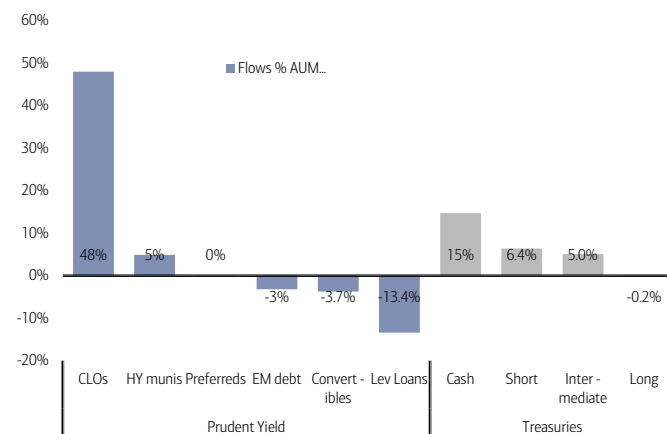


Source: BofA Global Research, Bloomberg

BofA GLOBAL RESEARCH

Exhibit 12: Prudent Yield flows year to date in % AUM terms

Flows as a % of AUM, LTM, ETFs in BofA Coverage



Source: BofA Global Research, Bloomberg

BofA GLOBAL RESEARCH

Fixed income sector returns

Exhibit 13: Returns table for Dynamic Prudent Yield Strategy, 1-rated ETFs, and relevant benchmarks

Month to date, year to date, roll 12m, 6m, 3m, and since inception returns for Dynamic Prudent Yield, sector ETFs, and benchmarks

Category	ETF	MTD	YTD	Rolling 12m	Rolling 6m	Rolling 3m	Since inception
Dynamic Prudent Yield Strategy (Index based)		1.0%	3.4%	6.6%	2.2%	3.8%	13.8%
20+ Year US Treasury	TLT	-1.1%	1.7%	-4.4%	1.2%	-1.8%	-8.2%
US Aggregate Bond Index	AGG	-0.3%	3.8%	3.4%	3.2%	0.6%	8.6%
Global Fixed Income	GFIM	-1.5%	5.7%	4.2%	5.1%	-0.1%	8.1%
Cash	BIL	0.4%	2.4%	4.5%	2.1%	1.1%	10.6%
Preferred stock	PFXF	3.0%	4.8%	9.8%	3.8%	7.3%	16.4%
	PFFD	2.2%	1.3%	3.2%	-0.2%	3.9%	12.8%
	PFF	2.4%	2.8%	5.1%	1.6%	5.3%	15.6%
Fallen Angels	ANGL	0.0%	4.9%	7.4%	3.5%	4.6%	19.2%
	FALN	0.1%	4.5%	7.4%	3.1%	4.5%	21.1%
High yield munis	HYD	-1.8%	-3.3%	-2.5%	-3.4%	-1.4%	4.7%
	FMHI	-1.0%	-2.3%	-1.7%	-3.0%	-0.8%	6.4%
	HYMB	-1.5%	-2.8%	-2.2%	-3.3%	-1.0%	6.4%
EM debt	HYEM	0.9%	5.7%	9.3%	4.0%	4.5%	24.4%
	EMHY	1.1%	6.9%	11.2%	5.0%	5.1%	29.0%
	VWOB	0.7%	7.1%	8.7%	5.3%	4.3%	19.3%
	XEMD	0.6%	7.3%	10.4%	5.2%	4.3%	24.0%
	EMBD	0.4%	6.1%	8.5%	4.7%	3.4%	20.2%
Leveraged loans	SRLN	0.8%	3.7%	8.1%	3.2%	4.1%	18.7%
	JAAA	0.5%	2.9%	5.7%	2.2%	1.9%	15.8%
Convertible bonds	ICVT	2.9%	10.1%	17.9%	6.7%	9.8%	27.1%
	CWB	2.8%	10.0%	17.8%	6.8%	10.1%	26.6%

Source: BofA Global Research, Bloomberg. Total returns as of last trading day of the month. Dynamic Prudent Yield Strategy uses indexes and trading rule described in appendix section below. Inception = 6/30/2023.
BofA GLOBAL RESEARCH

Exhibit 14: Returns for Dynamic Prudent Yield benchmark indexes

Month to date, year to date, roll 12m, 6m, 3m, and since inception returns for Dynamic Prudent Yield, index benchmarks

Category	Index	MTD return	YTD return	Rolling 12m	Rolling 6m	Rolling 3m	Since inception
Dynamic Prudent Yield Strategy (Index based)		1.0%	3.4%	6.6%	2.2%	3.8%	13.8%
Preferred stock	POPO	0.9%	2.5%	5.2%	2.0%	3.6%	17.2%
Fallen Angels	HOFA	0.3%	4.9%	7.4%	3.4%	4.6%	19.6%
High yield munis	LMEHTR	-1.4%	-1.6%	-0.7%	-2.4%	-0.8%	8.5%
EM debt	DXEM	0.9%	5.7%	7.6%	4.7%	3.4%	18.1%
Leveraged loans	SPBDAL	0.9%	3.7%	7.5%	3.0%	3.3%	20.3%
Convertible bonds	VXA0	2.8%	9.5%	16.9%	6.7%	10.4%	26.5%
Cash	GOB1	0.4%	2.5%	4.6%	2.1%	1.1%	10.9%
UST	TLT	-1.1%	1.7%	-4.4%	1.2%	-1.8%	-8.2%
AGG	AGG	-0.3%	3.8%	3.4%	3.2%	0.6%	8.6%
Global Fixed Income	GFIM	-1.5%	5.7%	4.2%	5.1%	-0.1%	8.1%

Source: BofA Global Research, Bloomberg. Total returns as of last trading day of the month. Dynamic Prudent Yield Strategy uses indexes and trading rule described in appendix section below. Inception = 6/30/2023

BofA GLOBAL RESEARCH



Appendix

The Dynamic Prudent Yield Strategy is a fixed income investing strategy based on BofA's Research Investment Committee's Prudent Yield framework. The Dynamic Prudent Yield Strategy is based on a switching rule that will signal a trade into (out of) cash and US Treasuries. The switching rule seeks to signal when owning high quality sectors may be advantageous for risk adjusted returns based on market conditions (price relative to 10m moving average).

The Dynamic Prudent Yield Strategy is constructed of 9 sectors:

- Six of the sectors are defined in our Prudent Yield framework: Convertible Bonds, Fallen Angels, US HY Municipal Bonds, EM Debt, and Leveraged Loans.
- US High Yield Corporates are used as a way to extend the Strategy to 1987 but are not explicitly defined in our Prudent Yield framework as data for more prudent forms of fixed income have become available.
- The remaining two sectors are "safe haven" sectors that investors typically allocate to in times of market stress or flights to quality.

Determining weights for Dynamic Prudent Yield Strategy

The Dynamic Prudent Yield Strategy is designed with the needs of buy-and-hold investors in mind. We use a simple methodology such that investors trade less frequently, and weights are easily calculated. This method may not be suitable for all investor types.

As of 2023, six Prudent Yield sectors are assigned two potential weights: 16.67% or 0%, contingent on meeting inclusion criteria (explained below). If an individual sector does not meet our defined criteria, then the weight is allocated into US Treasuries or cash. This simple weighting strategy is like an equal weight strategy, making it easier for investors to implement.

Our strategy's back test begins in 1987 when there was limited data availability. Sectors were added to our strategy as data became available. We selected particular indexes for Dynamic Prudent yield based on 1.) pure exposure that closely reflects the market and investable products for the underlying sectors; 2.) data availability and history.

Our weighting methodology remained the same as sectors were added to the strategy: equal weight, with a binary option to allocate to treasuries or cash.

- For example, 5 Prudent Yield sectors have data available in October 1997. Each sector is assigned a potential weight of 20%, potentially 0% if monthly criteria are not met.

A sector's monthly inclusion into the Dynamic Prudent Yield Strategy is determined by the sector's price (value of total return index) relative to its 10m moving average.

- If the sector's total return index end of month closing price is trading above its 10m moving average at month end, it is included in the Dynamic Prudent Yield Strategy starting on the first trading day of the next month.
- If the sector's total return index end of month closing price is trading below its 10m moving average at month end, it is excluded from the Dynamic Prudent Yield Strategy starting on the first trading day of the next month.

If a sector is excluded from the Dynamic Prudent Yield Strategy in a single month, its potential weight is reassigned as follows:

- If the US Treasury Total Return Index is trading above its 10m moving average, the potential weight of an excluded sector will be assigned to US Treasuries.



- For example, if the High Yield Corporates Total Return Index (HY) is trading below its 10m moving average and the US Treasuries Index is trading above its 10m moving average, the 20% potential weight for HY will be allocated to US Treasuries for that month.
- If the US Treasury Total Return Index is trading below its 10m moving average, the potential weight of an excluded sector will be assigned to cash (3m Treasury bill).
 - Continuing with the example, if HY Total Return index is trading below its 10m moving average and the US Treasuries Index is trading below its 10m moving average, the 20% potential weight for HY will be allocated to cash for that month.
- If all prudent yield sectors and US Treasury total return indices are trading below their respective 10m moving average in a particular month, the Dynamic Prudent Yield Strategy is entirely allocated to cash.

If a sector's total return index is above its 10m moving average by month end, weights will be reassigned. In this example, if the HY Total Return Index rises above its 10m moving average by month end, but the US Treasury Total Return Index does not, the Dynamic Prudent Yield Strategy allocates 20% to HY out of the prior month cash allocation. Once the US Treasury Total Return Index rises above its 10m moving average by month end, the entire weight from cash will be allocated to US Treasuries. The Dynamic Prudent Yield Strategy will not allocate to US Treasuries and Cash at the same time.

The Dynamic Prudent Yield Strategy assumes rebalance on the first day of a given month, based on closing data from the month prior.

Dynamic Prudent Yield Strategy inputs

Exhibit 15: Underlying index information for Dynamic Prudent Yield Strategy

Index ticker, inclusion dates for index inputs

Category	Sector	Index	Date available	Data used
Prudent Yield	High Yield Corporates	H0A0 Index	August 1986-Present	August 1986 – September 1997, replaced by H0FA from September 1997-Present.
	Preferred	POPO Index	December 1996-Present	December 1996-Present
	Fallen Angels	H0FA Index	December 1996-Present	December 1996-Present
	EM Debt	DXEM Index	December 1998-Present	December 1998-Present
	High Yield Municipal Bonds	LMEHTR Index	December 1995-Present	December 1995-Present
	Leveraged Loans	SPBDAL Index	December 1996-Present	December 1996-Present
	Convertibles	VXA0 Index	November 1987-Present	November 1987-Present
"Safe Haven"	3m Treasury Bill (Cash)	Ibbotson 3m Treasury Bill Index	Jan 1926-Present	December 1986-December 1992
	3m Treasury Bill (Cash)	GOB1 Index	December 1992-Present	December 1992-Present
	US Treasuries	G8O2 Index	March 1973-Present	August 1986-Present

Source: BofA Global Research

BofA GLOBAL RESEARCH

Dynamic Prudent Yield Returns

The **Dynamic Prudent Yield Strategy** is comprised of the sectors and computed using the returns above. Investing in Dynamic Prudent Yield requires using **ETFs** that may produce varying results relative to the index. Differences in results comes from fund construction: Funds may apply different rulesets to capture the performance of an asset class.



Exhibit 16: Prudent Yield ETFs

Top rated funds in Prudent Yield ETF categories, cash, and US Treasuries

Ticker	Name	Rating	Sub-Category	AUM (\$bn)	Expense ratio	Price
CWB	SPDR Bloomberg Convertible Securities ETF	1-FV	Convertible Bonds	4.24	0.40%	84.92
ICVT	iShares Convertible Bond ETF	1-FV	Convertible Bonds	2.90	0.20%	92.61
HYEM	VanEck Emerging Markets High Yield Bond ETF	1-FV	Emerging Market Bonds	0.41	0.40%	19.90
EMHY	iShares J.P. Morgan EM High Yield Bond ETF	1-FV	Emerging Market Bonds	0.46	0.50%	39.18
VWOB	Vanguard Emerging Markets Government Bond ETF	1-FV	Emerging Market Bonds	4.50	0.15%	65.51
XEMD	BondBloxx JP Morgan USD Emerging Markets 1-10 Year Bond ETF	1-FV	Emerging Market Bonds	0.42	0.29%	43.27
EMBD	Global X Emerging Markets Bond ETF	1-FV	Emerging Market Bonds	0.23	0.39%	23.29
FALN	iShares Fallen Angels USD Bond ETF	1-FV	Fallen Angels	1.84	0.25%	27.03
ANGL	VanEck Fallen Angel High Yield Bond ETF	1-FV	Fallen Angels	2.97	0.25%	29.14
JAAA	Janus Henderson AAA CLO ETF	1-FV	Leveraged Loans & CLOs	23.21	0.20%	50.79
PAAA	PGIM AAA CLO ETF	1-FV	Leveraged Loans & CLOs	4.05	0.19%	51.47
SRLN	SPDR Blackstone Senior Loan ETF	1-FV	Leveraged Loans & CLOs	6.99	0.70%	41.65
HYMB	SPDR Nuveen Bloomberg High Yield Municipal Bond ETF	1-FV	Municipal Bonds	2.66	0.35%	24.31
FMHI	First Trust Municipal High Income ETF	1-FV	Municipal Bonds	0.74	0.70%	46.06
HYD	VanEck High Yield Muni ETF	1-FV	Municipal Bonds	3.28	0.32%	49.14
PFF	iShares Preferred and Income Securities ETF	1-FV	Preferreds	14.18	0.45%	31.25
PFFD	Global X US Preferred ETF	1-FV	Preferreds	2.30	0.23%	19.15
PFXF	VanEck Preferred Securities ex Financials ETF	1-FV	Preferreds	1.85	0.40%	17.53
TLT	iShares 20+ Year Treasury Bond ETF	1-NV	US Treasuries	48.35	0.15%	86.92
BIL	SPDR Bloomberg 1-3 Month T-Bill ETF	1-NV	Cash	41.30	0.14%	91.75

Source: BofA ETF Research, Bloomberg

BofA GLOBAL RESEARCH

We recommend a group of 1-FV rated ETFs to choose from to implement Dynamic Prudent Yield. These ETFs scored highly in our model, and offer advantages in efficiency, technical, and fundamental criteria relative to other ETFs in its category. Top rated funds may have material differences from one another within a similar category but are deemed among the most well-constructed funds. ETF fund ratings are designed to be used for 12-18 months, but investors should be aware of potential ratings changes that will be reflected in the table above.

The tax advantages of high yield municipal bonds may not be suitable for all investors. tax free accounts we recommend allocating the HY muni portion equally among the other sections.

Returns for ETFs and the Dynamic Prudent Yield Strategy are calculated at month end.

ETFs mentioned in Exhibit 1 are subject to change. We may rotate among 1-rated ETFs to highlight various investment options.

Considerations for replicating Dynamic Prudent Yield Strategy

The average holding period for an asset in our Dynamic Prudent Yield Strategy is 16 months, with 63% of the short term trading activity coming from rotations out of US Treasuries and cash. The strategy is designed to rebalance monthly, but weights would have changed only 35% of the time. On average, 33% of the portfolio would have been reallocated when investors needed to rebalance. Since 1987 there would have been 129 short term taxable events and 59 long term taxable events.

Different end of month timing, data lags, and poor data quality/availability may produce different performance results for investors trying to replicate this strategy.

Intramonth “flash crashes” or intramonth bull market “rips” may lessen the effectiveness of this strategy due to timing of rebalance.

Analysis does not include different fee structures of ETFs. Fees can vary among products and impact performance.



The analysis of Dynamic Prudent Yield Strategy in this report is backtested and does not represent the actual performance of any account or fund. Backtested performance depicts the hypothetical backtested performance of a particular strategy over the time period indicated. In future periods, market and economic conditions will differ and the same strategy will not necessarily produce the same results. No representation is being made that any actual portfolio is likely to have achieved returns similar to those shown herein. In fact, there are frequently sharp differences between backtested returns and the actual results realized in the actual management of a portfolio. Backtested performance results are created by applying an investment strategy or methodology to historical data and attempts to give an indication as to how a strategy might have performed during a certain period in the past if the product had been in existence during such time. Backtested results have inherent limitations including the fact that they are calculated with the full benefit of hindsight, which allows the security selection methodology to be adjusted to maximize the returns. Further, the results shown do not reflect actual trading or the impact that material economic and market factors might have had on a portfolio manager's decision-making under actual circumstances. Backtested returns do not reflect advisory fees, trading costs, or other fees or expenses.

Analyst Certification

I, Jared Woodard, hereby certify that the views expressed in this research report accurately reflect my personal views about the subject securities and issuers. I also certify that no part of my compensation was, is, or will be, directly or indirectly, related to the specific recommendations or view expressed in this research report.



Disclosures

Important Disclosures

Exchange-Traded Funds Investment Rating Distribution: Global Group (as of 30 Jun 2025)

Coverage Universe	Count	Percent	Inv. Banking Relationships ^{R1}	Count	Percent
Buy	133	22.93%	Buy	89	66.92%
Hold	436	75.17%	Hold	322	73.85%
Sell	11	1.90%	Sell	7	63.64%

^{R1} Exchange-traded funds (ETFs), or the ETF providers, that were investment banking clients of BofA Securities or one of its affiliates within the past 12 months. For purposes of this Investment Rating Distribution, the coverage universe includes only ETFs. An ETF rated 1-FV is included as a Buy; an ETF rated 2-FV, 3-FV, 1-NV, 2-NV, 3-NV, 1-UF or 2-UF is included as a Hold; and an ETF rated 3-UF is included as a Sell.

EXCHANGE-TRADED FUNDS (ETF) INVESTMENT OPINION KEY: Opinions reflect both an Outlook Rating and a Category Rating. OUTLOOK RATINGS reflect the analyst's assessment of the ETF's attractiveness relative to other ETFs within its category (including sector, region, asset class, thematic, and others). There are three outlook ratings: 1 - the ETF is more attractive than covered peers in the same category over the next 12 months; 2 - the ETF is similarly attractive to covered peers in the same category over the next 12 months; and 3 - the ETF is less attractive than covered peers in the same category over the next 12 months. CATEGORY RATINGS, indicators of the analyst's view of the ETF's category and which incorporate published views of BofA Global Research department analysts, are: FV - Favorable view, NV - Neutral view and UF - Unfavorable view.

Price Charts for the securities referenced in this research report are available on the [Price Charts website](#), or call 1-800-MERRILL to have them mailed.

BofAS or one of its affiliates acts as a market maker for the equity securities recommended in the report: BondBlox JPM EMD, FallenAngel USD ETF, FT Muni High Income, Global X EM Bond, Global X US Pref, iShares Convert ETF, iShares Long UST, iShares Preferred, iSharesJP EM HY Bnd, JH AAA CLO ETF, PGIM AAA CLO ETF, SPDR BBG HY Muni, SPDR Blg Barc CB ETF, SPDR Blks Loan ETF, SPDR T-Bill ETF, VanEck EM HY Bond, VanEck HY Muni, VanEck Pref x Fin, Vanguard EM Govt Bnd, VE Vec FA HY ETF.

BofAS or an affiliate was a manager of a public offering of securities of this issuer within the last 12 months: BlackRock, Janus Henderson, Prudential Financial, State Street.

The issuer is or was, within the last 12 months, an investment banking client of BofAS and/or one or more of its affiliates: BlackRock, Janus Henderson, Prudential Financial, State Street.

BofAS or an affiliate has received compensation from the issuer for non-investment banking services or products within the past 12 months: BlackRock, Bondbloxx Investment, Janus Henderson, MiraeAsset Sec, Prudential Financial, State Street, Vaneck, Vanguard Group Inc.

The issuer is or was, within the last 12 months, a non-securities business client of BofAS and/or one or more of its affiliates: BlackRock, Bondbloxx Investment, Janus Henderson, MiraeAsset Sec, Prudential Financial, State Street, Vaneck, Vanguard Group Inc.

BofAS or an affiliate has received compensation for investment banking services from this issuer within the past 12 months: BlackRock, Janus Henderson, Prudential Financial, State Street.

BofAS or an affiliate expects to receive or intends to seek compensation for investment banking services from this issuer or an affiliate of the issuer within the next three months: BlackRock, Janus Henderson, Prudential Financial, State Street.

BofAS together with its affiliates beneficially owns one percent or more of the shares of this fund. If this report was issued on or after the 9th day of the month, it reflects the ownership position on the last day of the previous month. Reports issued before the 9th day of the month reflect the ownership position at the end of the second month preceding the date of the report: FallenAngel USD ETF, FT Muni High Income, Global X US Pref, iShares Convert ETF, iShares Long UST, iShares Preferred, iSharesJP EM HY Bnd, JH AAA CLO ETF, PGIM AAA CLO ETF, SPDR BBG HY Muni, SPDR Blg Barc CB ETF, SPDR Blks Loan ETF, SPDR T-Bill ETF, VanEck EM HY Bond, VanEck HY Muni, VanEck Pref x Fin, Vanguard EM Govt Bnd, VE Vec FA HY ETF.

BofAS or one of its affiliates is willing to sell to, or buy from, clients the common equity of the issuer on a principal basis: BondBlox JPM EMD, FallenAngel USD ETF, FT Muni High Income, Global X EM Bond, Global X US Pref, iShares Convert ETF, iShares Long UST, iShares Preferred, iSharesJP EM HY Bnd, JH AAA CLO ETF, PGIM AAA CLO ETF, SPDR BBG HY Muni, SPDR Blg Barc CB ETF, SPDR Blks Loan ETF, SPDR T-Bill ETF, VanEck EM HY Bond, VanEck HY Muni, VanEck Pref x Fin, Vanguard EM Govt Bnd, VE Vec FA HY ETF.

The issuer is or was, within the last 12 months, a securities business client (non-investment banking) of BofAS and/or one or more of its affiliates: BlackRock, Janus Henderson, MiraeAsset Sec, Prudential Financial, State Street, Vaneck, Vanguard Group Inc.

Due to the nature of the market for convertible securities, the issuers or securities recommended or discussed in this report are not continuously followed. Accordingly, investors must regard this report as providing stand-alone analysis and should not expect continuing analysis or additional reports relating to such issuers and/or securities.

Due to the nature of strategic analysis, the issuers or securities recommended or discussed in this report are not continuously followed. Accordingly, investors must regard this report as providing stand-alone analysis and should not expect continuing analysis or additional reports relating to such issuers and/or securities.

Due to the nature of technical analysis, the issuers or securities recommended or discussed in this report are not continuously followed. Accordingly, investors must regard this report as providing stand-alone analysis and should not expect continuing analysis or additional reports relating to such issuers and/or securities.

BofA Global Research personnel (including the analyst(s) responsible for this report) receive compensation based upon, among other factors, the overall profitability of Bank of America Corporation, including profits derived from investment banking. The analyst(s) responsible for this report may also receive compensation based upon, among other factors, the overall profitability of the Bank's sales and trading businesses relating to the class of securities or financial instruments for which such analyst is responsible.

BofAS and/or its affiliates participate in the creation and redemption of these ETFs and are an authorized participant for such ETFs: BondBlox JPM EMD, FallenAngel USD ETF, FT Muni High Income, Global X EM Bond, Global X US Pref, iShares Convert ETF, iShares Long UST, iShares Preferred, iSharesJP EM HY Bnd, JH AAA CLO ETF, PGIM AAA CLO ETF, SPDR BBG HY Muni, SPDR Blg Barc CB ETF, SPDR Blks Loan ETF, SPDR T-Bill ETF, VanEck EM HY Bond, VanEck HY Muni, VanEck Pref x Fin, Vanguard EM Govt Bnd, VE Vec FA HY ETF.

Other Important Disclosures

The covered issuer and/or one or more of its affiliates holds 5% or more of the total issued share capital of Bank of America Corporation: BlackRock, Vanguard Group Inc.

Prices are indicative and for information purposes only. Except as otherwise stated in the report, for any recommendation in relation to an equity security, the price referenced is the publicly traded price of the security as of close of business on the day prior to the date of the report or, if the report is published during intraday trading, the price referenced is indicative of the traded price as of the date and time of the report and in relation to a debt security (including equity preferred and CDS), prices are indicative as of the date and time of the report and are from various sources including BofA Securities trading desks.

The date and time of completion of the production of any recommendation in this report shall be the date and time of dissemination of this report as recorded in the report timestamp.

Recipients who are not institutional investors or market professionals should seek the advice of their independent financial advisor before considering information in this report in connection with any investment decision, or for a necessary explanation of its contents.

Officers of BofAS or one or more of its affiliates (other than research analysts) may have a financial interest in securities of the issuer(s) or in related investments.

Refer to [BofA Global Research policies relating to conflicts of interest](#).

"BofA Securities" includes BofA Securities, Inc. ("BofAS") and its affiliates. Investors should contact their BofA Securities representative or Merrill Global Wealth Management financial advisor if they have questions concerning this report or concerning the appropriateness of any investment idea described herein for such investor. "BofA Securities" is a global brand for BofA Global Research.

Information relating to Non-US affiliates of BofA Securities and Distribution of Affiliate Research Reports:

BofAS and/or Merrill Lynch, Pierce, Fenner & Smith Incorporated ("MLPF&S") may in the future distribute, information of the following non-US affiliates in the US (short name: legal name, regulator): Merrill Lynch (South Africa): Merrill Lynch South Africa (Pty) Ltd., regulated by the Financial Sector Conduct Authority; MLI (UK): Merrill Lynch International, regulated by the Financial



Conduct Authority (FCA) and the Prudential Regulation Authority (PRA); BofASE (France): BofA Securities Europe SA is authorized by the Autorité de Contrôle Prudentiel et de Résolution (ACPR) and regulated by the ACPR and the Autorité des Marchés Financiers (AMF). BofA Securities Europe SA ("BofASE") with registered address at 51, rue La Boétie, 75008 Paris is registered under no 842 602 690 RCS Paris. In accordance with the provisions of French Code Monétaire et Financier (Monetary and Financial Code), BofASE is an établissement de crédit et d'investissement (credit and investment institution) that is authorised and supervised by the European Central Bank and the Autorité de Contrôle Prudentiel et de Résolution (ACPR) and regulated by the ACPR and the Autorité des Marchés Financiers. BofASE's share capital can be found at www.bofamf.com/BofASEdisclaimer; BofA Europe (Milan): Bank of America Europe Designated Activity Company, Milan Branch, regulated by the Bank of Italy, the European Central Bank (ECB) and the Central Bank of Ireland (CBI); BofA Europe (Frankfurt): Bank of America Europe Designated Activity Company, Frankfurt Branch regulated by BaFin, the ECB and the CBI; BofA Europe (Madrid): Bank of America Europe Designated Activity Company, Sucursal en España, regulated by the Bank of Spain, the ECB and the CBI; Merrill Lynch (Australia): Merrill Lynch Equities (Australia) Limited, regulated by the Australian Securities and Investments Commission; Merrill Lynch (Hong Kong): Merrill Lynch (Asia Pacific) Limited, regulated by the Hong Kong Securities and Futures Commission (HKSF); Merrill Lynch (Singapore): Merrill Lynch (Singapore) Pte Ltd, regulated by the Monetary Authority of Singapore (MAS); Merrill Lynch (Canada): Merrill Lynch Canada Inc, regulated by the Canadian Investment Regulatory Organization; Merrill Lynch (Mexico): Merrill Lynch Mexico, SA de CV, Casa de Bolsa, regulated by the Comisión Nacional Bancaria y de Valores; BofAS Japan: BofA Securities Japan Co., Ltd., regulated by the Financial Services Agency; Merrill Lynch (Seoul): Merrill Lynch International, LLC Seoul Branch, regulated by the Financial Supervisory Service; Merrill Lynch (Taiwan): Merrill Lynch Securities (Taiwan) Ltd., regulated by the Securities and Futures Bureau; BofAS India: BofA Securities India Limited, regulated by the Securities and Exchange Board of India (SEBI); Merrill Lynch (Israel): Merrill Lynch Israel Limited, regulated by Israel Securities Authority; Merrill Lynch (DIFC): Merrill Lynch International (DIFC Branch), regulated by the Dubai Financial Services Authority (DFSA); Merrill Lynch (Brazil): Merrill Lynch S.A. Corretora de Títulos e Valores Mobiliários, regulated by Comissão de Valores Mobiliários; Merrill Lynch KSA Company: Merrill Lynch Kingdom of Saudi Arabia Company, regulated by the Capital Market Authority. This information: has been approved for publication and is distributed in the United Kingdom (UK) to professional clients and eligible counterparties (as each is defined in the rules of the FCA and the PRA) by MLI (UK), which is authorized by the PRA and regulated by the FCA and the PRA - details about the extent of our regulation by the FCA and PRA are available from us on request; has been approved for publication and is distributed in the European Economic Area (EEA) by BofASE (France), which is authorized by the ACPR and regulated by the ACPR and the AMF; has been considered and distributed in Japan by BofAS Japan, a registered securities dealer under the Financial Instruments and Exchange Act in Japan, or its permitted affiliates; is issued and distributed in Hong Kong by Merrill Lynch (Hong Kong) which is regulated by HKSF; is issued and distributed in Taiwan by Merrill Lynch (Taiwan); is issued and distributed in India by BofAS India; and is issued and distributed in Singapore to institutional investors and/or accredited investors (each as defined under the Financial Advisers Regulations) by Merrill Lynch (Singapore) (Company Registration No 198602883D). Merrill Lynch (Singapore) is regulated by MAS. Merrill Lynch Equities (Australia) Limited (ABN 65 006 276 795), AFS License 235132 (MLEA) distributes this information in Australia only to 'Wholesale' clients as defined by s.761G of the Corporations Act 2001. With the exception of Bank of America N.A., Australia Branch, neither MLEA nor any of its affiliates involved in preparing this information is an Authorised Deposit-Taking Institution under the Banking Act 1959 nor regulated by the Australian Prudential Regulation Authority. No approval is required for publication or distribution of this information in Brazil and its local distribution is by Merrill Lynch (Brazil) in accordance with applicable regulations. Merrill Lynch (DIFC) is authorized and regulated by the DFSA. Information prepared and issued by Merrill Lynch (DIFC) is done so in accordance with the requirements of the DFSA conduct of business rules. BofA Europe (Frankfurt) distributes this information in Germany and is regulated by BaFin, the ECB and the CBI. BofA Securities entities, including BofA Europe and BofASE (France), may outsource/delegate the marketing and/or provision of certain research services or aspects of research services to other branches or members of the BofA Securities group. You may be contacted by a different BofA Securities entity acting for and on behalf of your service provider where permitted by applicable law. This does not change your service provider. Please refer to the [Electronic Communications Disclaimers](#) for further information.

This information has been prepared and issued by BofAS and/or one or more of its non-US affiliates. The author(s) of this information may not be licensed to carry on regulated activities in your jurisdiction and, if not licensed, do not hold themselves out as being able to do so. BofAS and/or MLPF&S is the distributor of this information in the US and accepts full responsibility for information distributed to BofAS and/or MLPF&S clients in the US by its non-US affiliates. Any US person receiving this information and wishing to effect any transaction in any security discussed herein should do so through BofAS and/or MLPF&S and not such foreign affiliates. Hong Kong recipients of this information should contact Merrill Lynch (Asia Pacific) Limited in respect of any matters relating to dealing in securities or provision of specific advice on securities or any other matters arising from, or in connection with, this information. Singapore recipients of this information should contact Merrill Lynch (Singapore) Pte Ltd in respect of any matters arising from, or in connection with, this information. For clients that are not accredited investors, expert investors or institutional investors Merrill Lynch (Singapore) Pte Ltd accepts full responsibility for the contents of this information distributed to such clients in Singapore.

General Investment Related Disclosures:

Taiwan Readers: Neither the information nor any opinion expressed herein constitutes an offer or a solicitation of an offer to transact in any securities or other financial instrument. No part of this report may be used or reproduced or quoted in any manner whatsoever in Taiwan by the press or any other person without the express written consent of BofA Securities. This document provides general information only, and has been prepared for, and is intended for general distribution to, BofA Securities clients. Neither the information nor any opinion expressed constitutes an offer or an invitation to make an offer, to buy or sell any securities or other financial instrument or any derivative related to such securities or instruments (e.g., options, futures, warrants, and contracts for differences). This document is not intended to provide personal investment advice and it does not take into account the specific investment objectives, financial situation and the particular needs of, and is not directed to, any specific person(s). This document and its content do not constitute, and should not be considered to constitute, investment advice for purposes of ERISA, the US tax code, the Investment Advisers Act or otherwise. Investors should seek financial advice regarding the appropriateness of investing in financial instruments and implementing investment strategies discussed or recommended in this document and should understand that statements regarding future prospects may not be realized. Any decision to purchase or subscribe for securities in any offering must be based solely on existing public information on such security or the information in the prospectus or other offering document issued in connection with such offering, and not on this document.

Securities and other financial instruments referred to herein, or recommended, offered or sold by BofA Securities, are not insured by the Federal Deposit Insurance Corporation and are not deposits or other obligations of any insured depository institution (including, Bank of America, N.A.). Investments in general and, derivatives, in particular, involve numerous risks, including, among others, market risk, counterparty default risk and liquidity risk. No security, financial instrument or derivative is suitable for all investors. Digital assets are extremely speculative, volatile and are largely unregulated. In some cases, securities and other financial instruments may be difficult to value or sell and reliable information about the value or risks related to the security or financial instrument may be difficult to obtain. Investors should note that income from such securities and other financial instruments, if any, may fluctuate and that price or value of such securities and instruments may rise or fall and, in some cases, investors may lose their entire principal investment. Past performance is not necessarily a guide to future performance. Levels and basis for taxation may change.

This report may contain a short-term trading idea or recommendation, which highlights a specific near-term catalyst or event impacting the issuer or the market that is anticipated to have a short-term price impact on the equity securities of the issuer. Short-term trading ideas and recommendations are different from and do not affect a stock's fundamental equity rating, which reflects both a longer term total return expectation and attractiveness for investment relative to other stocks within its Coverage Cluster. Short-term trading ideas and recommendations may be more or less positive than a stock's fundamental equity rating.

BofA Securities is aware that the implementation of the ideas expressed in this report may depend upon an investor's ability to "short" securities or other financial instruments and that such action may be limited by regulations prohibiting or restricting "shortselling" in many jurisdictions. Investors are urged to seek advice regarding the applicability of such regulations prior to executing any short idea contained in this report.

Foreign currency rates of exchange may adversely affect the value, price or income of any security or financial instrument mentioned herein. Investors in such securities and instruments, including ADRs, effectively assume currency risk.

BofAS or one of its affiliates is a regular issuer of traded financial instruments linked to securities that may have been recommended in this report. BofAS or one of its affiliates may, at any time, hold a trading position (long or short) in the securities and financial instruments discussed in this report.

BofA Securities, through business units other than BofA Global Research, may have issued and may in the future issue trading ideas or recommendations that are inconsistent with, and reach different conclusions from, the information presented herein. Such ideas or recommendations may reflect different time frames, assumptions, views and analytical methods of the persons who prepared them, and BofA Securities is under no obligation to ensure that such other trading ideas or recommendations are brought to the attention of any recipient of this information.

In the event that the recipient received this information pursuant to a contract between the recipient and BofAS for the provision of research services for a separate fee, and in connection therewith BofAS may be deemed to be acting as an investment adviser, such status relates, if at all, solely to the person with whom BofAS has contracted directly and does not extend beyond the delivery of this report (unless otherwise agreed specifically in writing by BofAS). If such recipient uses the services of BofAS in connection with the sale or purchase of a security referred to herein, BofAS may act as principal for its own account or as agent for another person. BofAS is and continues to act solely as a broker-dealer in connection with the execution of any transactions, including transactions in any securities referred to herein.

ETFs are redeemable only in Creation Unit size through an Authorized Participant and may not be individually redeemed. ETFs also are redeemable on an "in-kind" basis. The mechanism for creation and redemption of ETFs may be disrupted due to market conditions or otherwise.



The public trading price of an ETF may be different from its net asset value, and an ETF could trade at a premium or discount to its net asset value.

Investors in ETFs with international securities assume currency risk.

U.S. exchange-listed, open-end ETFs must be offered under and sold only pursuant to a prospectus. U.S. exchange-listed ETFs may not be marketed or sold in a number of non-U.S. jurisdictions and may not be suitable for all investors. Investors should consider the investment objectives, risks, charges and expenses of the ETF carefully before investing. The prospectus for the ETF contains this and other information about the ETF. Clients may obtain prospectuses for the ETFs mentioned in this report from the ETF distributor or their Merrill Global Wealth Management financial advisor. The prospectuses contain more complete and important information about the ETFs mentioned in this report and should be read carefully before investing.

"Standard & Poor's®", "S&P®", "S&P 500®", "Standard & Poor's 500", "500", "Standard & Poor's Depositary Receipts®", "SPDRs®", "Select Sector SPDR" and "Select Sector Standard & Poor's Depositary Receipts" are trademarks of The McGraw-Hill Companies, Inc. and have been licensed for use in connection with the listing and trading of Select Sector SPDRs on the AMEX. The stocks included in each Select Sector Index (upon which the Select Sector SPDRs are based) were selected by the index compilation agent in consultation with S&P from the universe of companies represented by the S&P 500 Index. The composition and weightings of the stocks included in each Select Sector Index can be expected to differ from the composition and weighting of stock included in any similar S&P 500 sector index that is published and disseminated by S&P.

For clients in Wealth Management, to the extent that the securities referenced in this report are ETFs or CEFs, investors should note that (1) the views and ratings presented by BofA Global Research personnel may vary from those of other business units of BofA Securities, including the Due Diligence group within the Chief Investment Office of MLPF&S ("CIO Due Diligence"); and (2) the CIO Due Diligence review process is used to determine the availability of an ETF or CEF for purchase through the Wealth Management division of MLPF&S and its affiliates.

Copyright and General Information:

Copyright 2025 Bank of America Corporation. All rights reserved. IQDatabase® is a registered service mark of Bank of America Corporation. This information is prepared for the use of BofA Securities clients and may not be redistributed, retransmitted or disclosed, in whole or in part, or in any form or manner, without the express written consent of BofA Securities. This document and its content is provided solely for informational purposes and cannot be used for training or developing artificial intelligence (AI) models or as an input in any AI application (collectively, an AI tool). Any attempt to utilize this document or any of its content in connection with an AI tool without explicit written permission from BofA Global Research is strictly prohibited. BofA Global Research information is distributed simultaneously to internal and client websites and other portals by BofA Securities and is not publicly-available material. Any unauthorized use or disclosure is prohibited. Receipt and review of this information constitutes your agreement not to redistribute, retransmit, or disclose to others the contents, opinions, conclusion, or information contained herein (including any investment recommendations, estimates or price targets) without first obtaining express permission from an authorized officer of BofA Securities.

Materials prepared by BofA Global Research personnel are based on public information. Facts and views presented in this material have not been reviewed by, and may not reflect information known to, professionals in other business areas of BofA Securities, including investment banking personnel. BofA Securities has established information barriers between BofA Global Research and certain business groups. As a result, BofA Securities does not disclose certain client relationships with, or compensation received from, such issuers. To the extent this material discusses any legal proceeding or issues, it has not been prepared as nor is it intended to express any legal conclusion, opinion or advice. Investors should consult their own legal advisers as to issues of law relating to the subject matter of this material. BofA Global Research personnel's knowledge of legal proceedings in which any BofA Securities entity and/or its directors, officers and employees may be plaintiffs, defendants, co-defendants or co-plaintiffs with or involving issuers mentioned in this material is based on public information. Facts and views presented in this material that relate to any such proceedings have not been reviewed by, discussed with, and may not reflect information known to, professionals in other business areas of BofA Securities in connection with the legal proceedings or matters relevant to such proceedings.

This information has been prepared independently of any issuer of securities mentioned herein and not in connection with any proposed offering of securities or as agent of any issuer of any securities. None of BofAS or any of its affiliates or their research analysts has any authority whatsoever to make any representation or warranty on behalf of the issuer(s). BofA Global Research policy prohibits research personnel from disclosing a recommendation, investment rating, or investment thesis for review by an issuer prior to the publication of a research report containing such rating, recommendation or investment thesis.

Any information relating to sustainability in this material is limited as discussed herein and is not intended to provide a comprehensive view on any sustainability claim with respect to any issuer or security.

Any information relating to the tax status of financial instruments discussed herein is not intended to provide tax advice or to be used by anyone to provide tax advice. Investors are urged to seek tax advice based on their particular circumstances from an independent tax professional.

The information herein (other than disclosure information relating to BofA Securities and its affiliates) was obtained from various sources and we do not guarantee its accuracy. This information may contain links to third-party websites. BofA Securities is not responsible for the content of any third-party website or any linked content contained in a third-party website. Content contained on such third-party websites is not part of this information and is not incorporated by reference. The inclusion of a link does not imply any endorsement by or any affiliation with BofA Securities. Access to any third-party website is at your own risk, and you should always review the terms and privacy policies at third-party websites before submitting any personal information to them. BofA Securities is not responsible for such terms and privacy policies and expressly disclaims any liability for them.

All opinions, projections and estimates constitute the judgment of the author as of the date of publication and are subject to change without notice. Prices also are subject to change without notice. BofA Securities is under no obligation to update this information and BofA Securities ability to publish information on the subject issuer(s) in the future is subject to applicable quiet periods. You should therefore assume that BofA Securities will not update any fact, circumstance or opinion contained herein.

Subject to the quiet period applicable under laws of the various jurisdictions in which we distribute research reports and other legal and BofA Securities policy-related restrictions on the publication of research reports, fundamental equity reports are produced on a regular basis as necessary to keep the investment recommendation current.

Certain outstanding reports or investment opinions relating to securities, financial instruments and/or issuers may no longer be current. Always refer to the most recent research report relating to an issuer prior to making an investment decision.

In some cases, an issuer may be classified as Restricted or may be Under Review or Extended Review. In each case, investors should consider any investment opinion relating to such issuer (or its security and/or financial instruments) to be suspended or withdrawn and should not rely on the analyses and investment opinion(s) pertaining to such issuer (or its securities and/or financial instruments) nor should the analyses or opinion(s) be considered a solicitation of any kind. Sales persons and financial advisors affiliated with BofAS or any of its affiliates may not solicit purchases of securities or financial instruments that are Restricted or Under Review and may only solicit securities under Extended Review in accordance with firm policies.

Neither BofA Securities nor any officer or employee of BofA Securities accepts any liability whatsoever for any direct, indirect or consequential damages or losses arising from any use of this information.